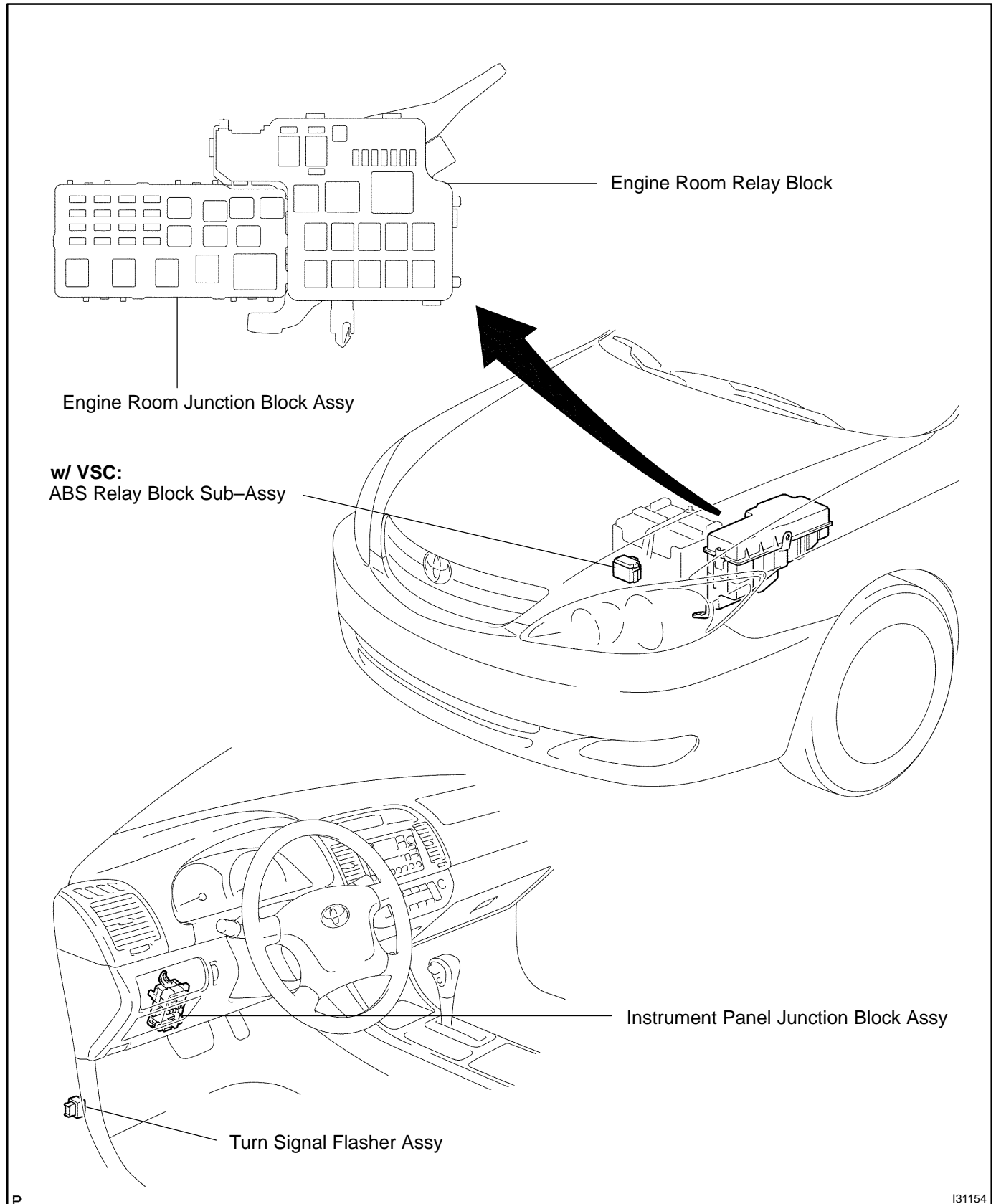


POWER SOURCE LOCATION

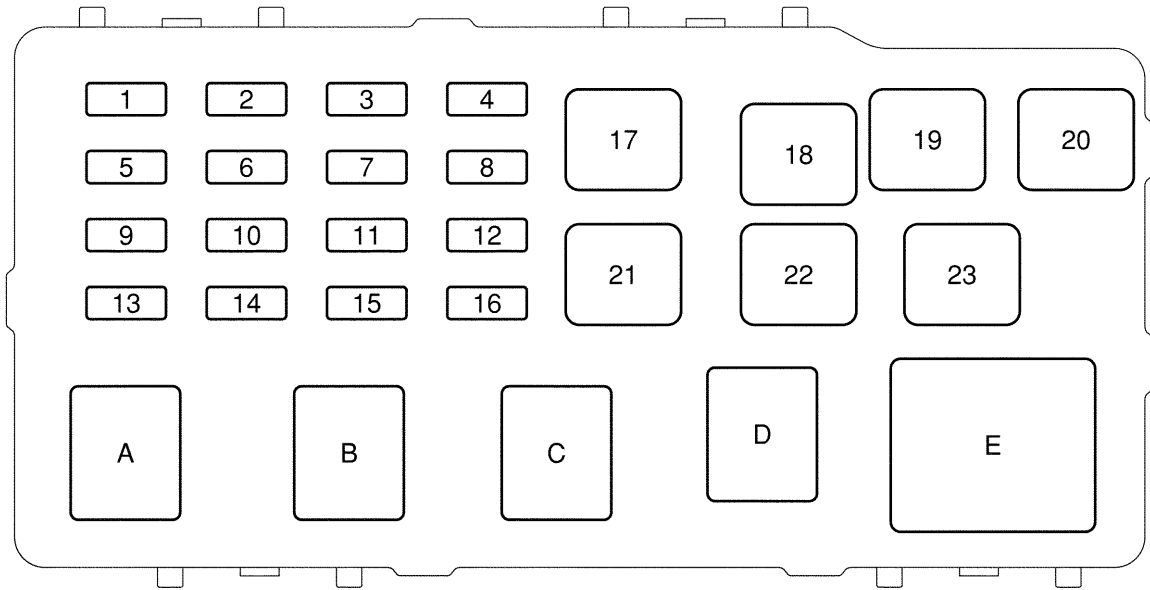
68051-01



P

I31154

Engine Room Junction Block Assy:



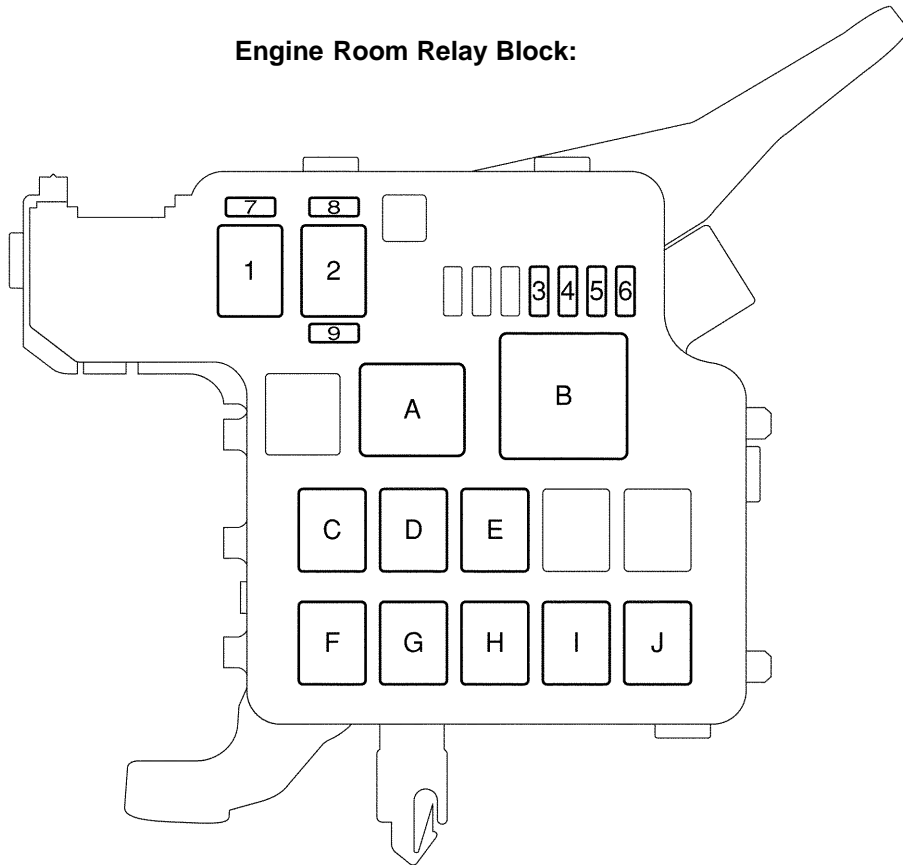
RELAY:

A, EFI
B, HORN
C, C/ OPN
D, FAN No.1
E, HEAD

FUSE:

1, A/ F	25 A	14, D.C.C	30 A
2, DOOR 1	25 A	15, IG 2	10 A
3, -		16, ST	5 A
4, AM 2	30 A	17, ADJ PDL	30 A
5, -		18, CDS	30 A
6, EFI	20 A	19, ABS No.2	40 A
7, ALT-S	5 A	20, MAIN	40 A
8, HEAD LH UPR	10 A	21, ABS No.3	30 A
9, ETCS	10 A	22, HTR	50 A
10, HORN	10 A	23, RDI	30 A
11, IGN	15 A		
12, HEAD RH UPR	10 A		
13, HAZ	15 A		

Engine Room Relay Block:

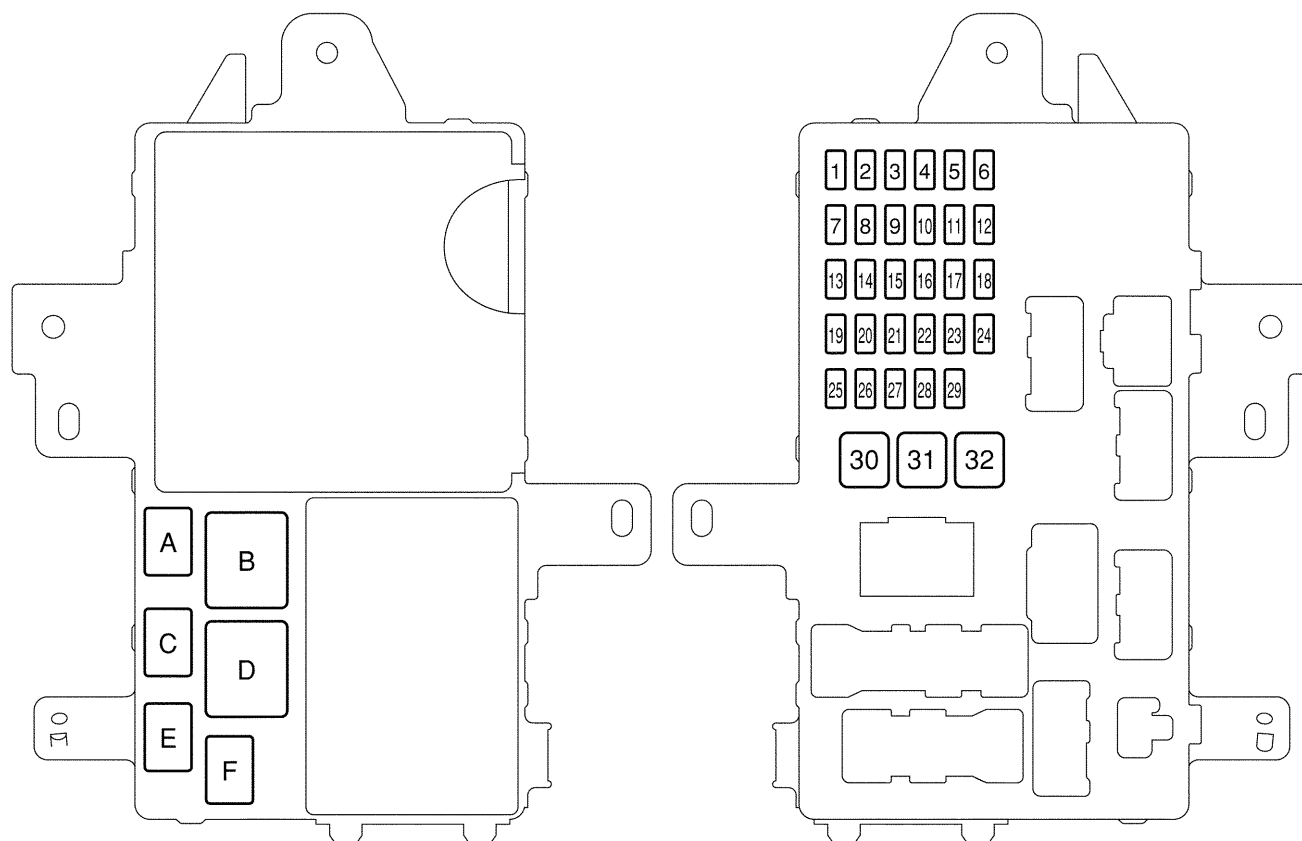


RELAY:

A, ST	H, FAN No.3
B, HTR	I, ADJ PDL
C, FAN No.2	J, DRL No.4
D, DRL No.3	
E, DRL No.2	
F, A/ F HTR (1MZ)	
G, MG CLT	

FUSE:

1, ABS No.1	50 A
2, ALT	120 A (2AZ)
	120 A (1MZ)
3, A/C	10 A
4, DRL	5 A
5, HEAD RH LWR	15 A
6, HEAD LH LWR	15 A
7, SPARE	5 A
8, SPARE	10 A
9, SPARE	15 A

Instrument Panel Junction Block Assy:**RELAY:**

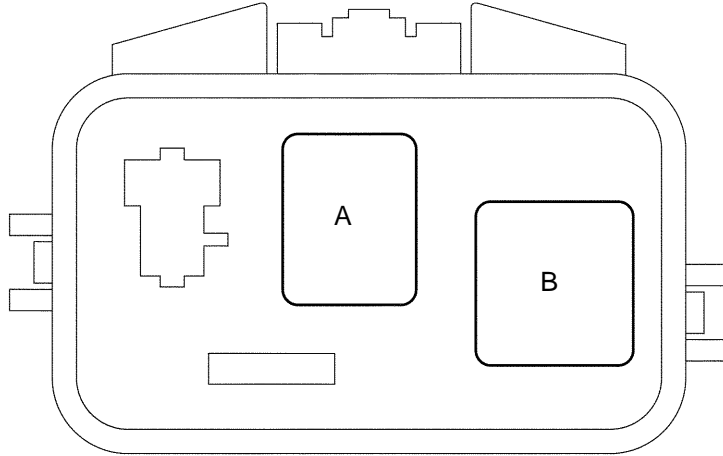
A, FOG
 B, RR DEF
 C, TAIL
 D, IG 1
 E, ACC
 F, PWR

FUSE:

1, ECU-B	10 A	12, MIR HTR	10 A	23, WASHER	15 A
2, DOME	7.5 A	13, AM 1	5 A	24, FAN RLY	10 A
3, CIG	15 A	14, FOG	15 A	25, STOP	15 A
4, ECU-ACC	5 A	15, -		26,	
5, RAD No.2	10 A	16, GAUGE 2	10 A	27,	
6, POWER POINT	15 A	17, PANEL	10 A	28,	
7, RAD No.1	20 A	18, TAIL	10 A	29,	
8, GAUGE 1	10 A	19, -		30, PWR SEAT	30 A
9, ECU-IG	10 A	20, -		31, PWR No.1	30 A
10, WIPER	25 A	21, OBD	7.5 A	32, DEF	40 A
11, HTR	10 A	22, SEAT HTR	20 A		

w/ VSC:

ABS Relay Block Sub-Assy:



RELAY:

A, VSC CUT

B, VSC MTR

I43451